



SUBARU
ALL-WHEEL DRIVE



WRX

WRX
2.4 TURBO

WRX

THEY DON'T MAKE 'EM LIKE THIS ANYMORE



The Next Generation WRX is packing a larger capacity 2.4L Turbocharged Boxer engine which delivers 270 horsepower via the Variable Torque Distribution and control of Subaru All-Wheel Drive. With Subaru Performance Transmission and an 8-speed paddle shift you'll feel faster shifting and better downshift blipping control.

Every WRX tS features the new aggressively aerodynamic design, new driver and front passenger bucket seats, 18" alloys, and 11.6" infotainment centre. This top of the line tS model (tuned by STI) includes STI interior design features, electronic control dampers, and Drive Mode Select for a personalised driving experience.

WE STILL DO.

WHAT MAKES IT A SUBARU

On New Zealand roads we expect the unexpected. Whether that's unexpected road surfaces, conditions, or the odd wayward sheep, every Subaru comes fully-equipped to handle it.

SCAN TO DISCOVER
WHAT'S UNIQUE
ABOUT SUBARU



SYMMETRICAL ALL-WHEEL DRIVE

Given the roads Kiwi drivers have to contend with, our Symmetrical All-Wheel Drive system is an indispensable feature for getting around in NZ.

The way it works is simple – as soon as your Subaru senses a loss of traction in any of the four wheels, it instantly transfers that power to the other wheels that still have grip, giving them the extra oomph to get you out of trouble. It happens so seamlessly you probably won't even notice it, you'll just feel that famous Subaru handling.

Delivering confidence & control


Most cars only distribute power to two wheels, while Subaru's All-Wheel Drive system delivers targeted power to all four wheels simultaneously, giving you twice the grip capacity.

Standard on all NZ new Subaru

We believe in All-Wheel Drive so much that it comes standard in every new Subaru sold through our Authorised Subaru Centres. The way we see it, with NZ's diverse conditions, anything less is sub-standard.

Engineered for perfect balance

For over 50 years our engineers have been perfecting a platform that is symmetrical, creating an innate sense of balance, with a lower centre of gravity, for greater stability around corners and a smoother power delivery.



EYESIGHT® TECHNOLOGY*

Eyesight® is Subaru's award-winning system of cameras and clever computing that acts as your second pair of eyes. It provides a host of safety and driver convenience features. And comes standard in all automatic Subarus.

It uses three-dimensional images captured by cameras mounted at the top of the windscreen to monitor the road, and other road users ahead of you. It can do everything from recognising and preventing potentially dangerous situations to making heavy traffic a bit less tedious.

BOXER ENGINE

Every Subaru has another hidden advantage over ordinary cars: its distinctive 'flat' Boxer engine. Horizontally opposed pistons are balanced with the punching action of two boxers, hence the name, and allow for a lower profile engine. When combined with the AWD platform, every Subaru handles like a dream. And the Boxer engine benefits the driver in other ways too.

Lower centre of gravity. More control.

Designed to sit horizontally in the engine bay, the iconic Boxer gives you a low centre of gravity for better handling, balance, and a smoother drive.



EyeSight Features:


- Pre-collision brake, brake assist and throttle management
- Adaptive cruise control
- Lead vehicle start alert
- Lane sway and lane departure warning
- Lane keep assist
- Autonomous emergency steering
- Lane centring function
- Speed sign recognition

More power. Less vibration.

The evenly balanced forces of the engine produce more torque with less vibration. And with less vibration, comes less noise, and greater cabin comfort.

Flatter engine layout. Higher level of safety.

Perhaps most importantly of all, if a severe frontal collision occurs, due to its low position, the engine will slide below the cabin – not into it.



2.4L TURBOCHARGED BOXER ENGINE

The next generation WRX features an all-new 2.4L Direct Injection Turbocharged Boxer engine for quicker, more powerful and responsive acceleration. The engine produces a massive 202kW of power at 5600rpm, as well as 350Nm of torque at 2000–5200rpm.




DRIVER MONITORING SYSTEM

The Driver Monitoring System adds further convenience and safety to every drive. Using a driver facing camera and facial recognition technology it knows who is driving and can look out for driver fatigue.

Driver personalisation – Your Subaru can recognise you (and four others) and adjust to your personal preferences, including: driver's seat position, preferred door mirror angle, Multi-Function Display settings, air conditioning settings, and other instrument cluster displays. (Even driver specific fuel efficiency stats for the competitive families.)

Wandering gaze warning – warns both passengers and the driver through a visual and audio alert if the driver continues to look away from the road ahead.



Driver drowsiness warning – can detect if the driver is dozing or getting drowsy and offer a warning. (Drowsiness is recognised by calculating the time ratio the driver's eyes are closed.)

DRIVE MODE SELECT

Drive Mode Select makes your WRX, yours. With a range of customisable aspects to the driving experience it gives you total control of your WRX and its drive characteristics. This new feature enables you to set up the steering feel, throttle responsiveness, electrically controlled dampers, and other key functions for a personalised driving experience.



CONNECTIVITY

With a spectacular 11.6" tablet like touch screen, the infotainment system comes complete with Wireless Apple CarPlay™ and Android Auto™ making device connectivity seamless. Satellite Navigation is also standard across the WRX range.



SUBARU VISION ASSIST

With driver warnings, extra camera angles, and clever features, Subaru Vision Assist gives you extra confidence whether it's changing lanes, or parking in a tight spot. It features:

- Blind spot monitor
- Lane change assist
- Rear cross traffic alert
- Adaptive driving beam
- Side view monitor
- Front view monitor
- Reverse automatic braking*

*Some features are only available on certain models.

HARMAN KARDON AUDIO

Thrill meets clarity: Harman Kardon sound electrifies your WRX, delivering epic, immersive audio that amplifies every pulse-pounding moment, making every drive an unforgettable adventure.

harman/kardon
by HARMAN

SMART KEY & REAR POWERED GATE

For ultimate convenience, every WRX comes with a Smart Key that enables Push Button Start and keyless entry. The WRX GT tS model also features a Rear Powered Tailgate that can be opened with the hands-free sensor. Simply place your arm next to the badge while holding the keys. Ideal for when your hands are full.



SUBARU INTELLIGENT DRIVE

SI-DRIVE regulates key engine functions which enables the driver to choose from three distinctive driving modes on selected models: **Intelligent (I)** Mode for everyday city driving and optimised fuel efficiency, or **Sport (S)** Mode for highway driving, enhanced acceleration and consistent power delivery. To take driving to the next level, shift to **Sport Sharp (S#)**.

SUBARU PERFORMANCE TRANSMISSION

Subaru's newly developed Sport Lineartronic gearbox, now with a variable torque distribution center differential, and sports shifting control, delivers 30% faster upshifts and 50% faster downshifts, utilizing adaptive shift control to perform rev-matching downshifts when braking. This adaptive shift control maintains the ideal ratio when cornering and helps aid faster exits on corners. New ratio revisions to the lower gears have improved acceleration, while the total ratio coverage has also been expanded. And it now offers automatic downshift blipping control and an 8-speed manual mode with advanced shift logic taking WRX to a whole new level.

SCAN TO DISCOVER
WHAT'S UNIQUE
ABOUT WRX



STREET NOISE



WRX 2.4T tS



STANDARD FEATURES INCLUDE:

- 2.4L Direct Injection Turbocharged Boxer Engine
- 202kW / 350Nm
- Subaru Performance Transmission
- Symmetrical All-Wheel Drive
- 11.6" Touch Screen
- Harman Kardon Speakers
- Wireless Apple CarPlay and Android Auto
- Satellite Navigation
- Blind Spot Monitoring
- Rear Cross Traffic Alert
- Lane Centring Assist
- Driver Monitoring System with Facial Recognition
- Ultrasuede and Synthetic Leather Trim
- Leather Steering Wheel and Gear Shift
- 10 Way Drivers Seat and 8 Way Passenger Seat
- Electric Sunroof
- Front and Side View Monitors
- 18" Alloy Dark Grey Wheels
- Fourth Generation EyeSight including Lane Centring Function, Speed Sign Recognition and Lane Departure Warning with Steering Vibration
- Black Wheel Arch Mouldings
- Passenger Seat Cushion Airbag
- Rain Sensing Wipers and Dusk Sensing Headlights
- Drive Mode Select, Allowing Drivers to Customise Key Aspects of the Driving Experience
- Electronic Control Dampers
- Unique 18" Alloy Wheels
- STI Steering Wheel
- STI Badging on Instrument Cluster
- Exterior tS Badge
- Subaru Performance Transmission Only

WRX GT tS



STANDARD FEATURES INCLUDE:

- 2.4L Direct Injection Turbocharged Boxer Engine
- 202kW / 350Nm
- Subaru Performance Transmission
- Symmetrical All-Wheel Drive
- 11.6" Touch Screen
- Harman Kardon Speakers
- Wireless Apple CarPlay and Android Auto
- Satellite Navigation
- Blind Spot Monitoring
- Rear Cross Traffic Alert
- Lane Centring Assist
- Driver Monitoring System with Facial Recognition
- Leather Upholstery
- 10 Way Drivers Seat and 8 Way Passenger Seat
- Electric Sunroof
- Front and Side View Monitors
- 18" Alloy Wheels
- Fourth Generation EyeSight including Lane Centring Function, Speed Sign Recognition and Lane Departure Warning with Steering Vibration
- Passenger Seat Cushion Airbag
- Rain Sensing Wipers and Dusk Sensing Headlights
- Powered Rear Tailgate with Handsfree Badge Sensor
- Drive Mode Select, Allowing Drivers to Customise Key Aspects of the Driving Experience
- Electronic Control Dampers
- Unique 18" Alloy Wheels
- Ultrasuede and Synthetic Leather Trim
- STI Steering Wheel
- STI Badging on Instrument Cluster
- STI Branded Rear Mufflers
- Exterior tS Badge



ACCESSORIES

Your Subaru isn't complete until you make it 'your Subaru'. So pick the accessories that will make it perfectly equipped for your lifestyle. You can find more accessory options at subaru.co.nz/accessories

SEDAN



Sports Grille



Weather Shield



Cargo Tray

WAGON



Sports Grille



Weather Shield



Cargo Tray

EXTERIOR COLOURS

All colours are available as of this date, however available colours may change in the future. Always check with your Authorised Subaru Centre regarding colour availability of your selected model before purchase.


*Solar Orange Pearl only available on WRX 2.4T sedan model.
Asteroid Grey Pearl only available on WRX GT wagon model.



Ice Silver Metallic



Asteroid Grey Pearl*



Magnetite Grey Metallic



Crystal Black Silica



Solar Orange Pearl*



Ignition Red



Sapphire Blue Pearl



WR Blue Pearl



Ceramic White

INTERIORS



WRX
2.4T tS

Seat trim: Ultrasuede
and synthetic leather



WRX
GT tS

Seat trim: Ultrasuede and
synthetic leather (with STI
branded headrest)

MODEL			WRX 2.4T tS	WRX GT tS
TRANSMISSION				
Subaru Performance Transmission with manual mode			•	•
6-Speed Manual Transmission				
ENGINE				
Engine type			Horizontally-opposed Boxer 4-cylinder, petrol engine	
Valve mechanism			DOHC 16-valve	
Bore x stroke		mm	94 x 86	
Capacity		cc	2387	
Compression ratio			10.6	
Fuel tank capacity		litres	63	
Fuel system			Multi point direct injection	
Fuel requirement			95 recommended	
PERFORMANCE ¹				
Maximum power output (DIN)		kW/rpm	202kW@5600rpm	
Maximum torque (DIN)		Nm/rpm	350Nm@2000-5200rpm	
Acceleration ² 0 - 100 km/hour		seconds	6.1	
Electronic Throttle Control system (ETC)			Drive-by-wire	
Fuel consumption (ADR81/02) ³		combined l/100km	8.5 (9.9 MT)	8.5
		urban l/100km	11.2 (13.8 MT)	11.2
		extra urban l/100km	7 (7.7 MT)	7
CO ₂ emissions (ADR81/02) ³		combined (g/km)	192 NEDC (225 MT NEDC)	192 NDEC
Emission standards			Euro6b	
SYMMETRICAL ALL-WHEEL DRIVE				
Type		Auto	Active Torque Split	
TRANSMISSION				
Gear ratio		1st	3.490	
		2nd	2.031	
		3rd	1.461	
		4th	1.116	
		5th	0.903	
		6th	0.756	
		7th	0.645	
		8th	0.571	
Gear ratio - reverse			3.394	
Final reduction gear ratio			4.444	
STEERING				
Steering			Electric power-assisted rack-and-pinion	
Minimum turning circle (kerb to kerb)		m	11	
SUSPENSION				
Type		Front	McPherson strut type, independent suspension	
		Rear	Double wishbone, coil springs, stabiliser bar	

MODEL		WRX 2.4T tS	WRX GT tS
BRAKES			
Type	Front	Ventilated disc brake	
	Rear	Ventilated disc brake	
Brake booster type		Electric servo	
ABS		4-channel, 4-sensor ABS with Electronic Brakeforce Distribution	
WHEELS AND TYRES			
Tyre manufacturer		Dunlop	
Tyres (width, profile, size, load index and speed rating)		245/40R18	225/45R18
Rim size		18x8 1/2J	18x7 1/2J
Wheels		18"	
Spare wheel		205/50R17	
MEASUREMENT			
Overall length	mm	4670	4755
Overall width	mm	1825	1795
Overall height	mm	1465	1500
Wheel base	mm	2675	2670
Front track	mm	1560	1550
Rear track	mm	1570	1545
Minimum ground clearance ⁴	mm	135	140
Cargo volume - rear seat up/down	litres	411	492/1430
Seating capacity		5	
Kerb weight ⁴	kg	1625	1653
COLLISION AVOIDANCE			
Symmetrical All-Wheel Drive (SAWD)		•	•
Vehicle Dynamics Control system (VDC) featuring:		•	•
Electronic Stability Control (ESC)		•	•
Anti-lock Braking System (ABS)		•	•
Electronic Brakeforce Distribution (EBD)		•	•
Brake Assist		•	•
Traction Control System (TCS)		•	•
TCS Limited Slip Device		•	•
Active Torque Vectoring System		•	•
4-wheel disc brakes		•	•
Electronic parking brake		•	•
Rear Automatic Braking (RAB)		•	•
Rear view reverse camera		•	•
Blind Spot Monitor		•	•
Lane change assist		•	•
Rear cross traffic alert		•	•
Adaptive driving beam		•	•

MODEL	WRX 2.4T tS	WRX GT tS
Front view monitor	•	•
Side view monitor	•	•
Speed limiter	•	•
Auto Vehicle Hold (AVH)	•	•
COLLISION PROTECTION		
SRS ⁷ airbags - dual front, dual front side and curtain	•	•
SRS ⁷ airbags - knee airbag (driver)	•	•
SRS ⁷ airbags - passenger seat cushion	•	•
Front seat belts with pretensioners and load limiters	•	•
3 point A/ELR rear seat belts	•	•
Height adjustable seat belt anchors - driver and front passenger	•	•
Seat belt warning lights - all seats	•	•
Whiplash reduction seats	•	•
Rear seat headrests for 3 seating positions	•	•
Height and angle adjustable front seat headrests	•	•
Height adjustable rear seat headrests	•	•
Safety pedals	•	•
Ring-shaped passenger safety cell	•	•
CHILD SAFETY		
Child seat anchor points (x3)	•	•
ISOFIX anchor points (x2)	•	•
Rear door child locks	•	•
INTELLIGENT DRIVING DYNAMICS		
Driver Monitoring System (DMS) with Facial Recognition Technology:	•	•
Safety and personalisation package	•	•
Auto Stop Start	•	•
Subaru Intelligent Drive (SI-DRIVE) - 3 modes	•	•
EyeSight® Driver Assist System featuring:	•	•
Adaptive cruise control	•	•
Lane departure warning with steering vibration	•	•
Lane sway warning	•	•
Lane centring function	•	•
Lane vehicle start alert	•	•
Lane keep assist	•	•
Pre-collision throttle management	•	•
Speed sign recognition	•	•
Intelligent speed limiter	•	•
Autonomous emergency steering	•	•
Electronic Throttle Control system (ETC)	•	•
Tyre Pressure Monitoring System	•	•
Electronic Control Dampers	•	•
Drive Mode Select (4 modes)	•	•

MODEL	WRX 2.4T tS	WRX GT tS
CHASSIS AND MECHANISM		
Front and rear stabiliser	•	•
Electric brake booster system	•	•
EXTERIOR		
Body coloured mirrors, door handles and shark fin antenna	•	•
Bonnet scoop	•	•
Bonnet with gas strut	•	•
Wiper de-icer	•	•
Detachable module type windscreen wipers	•	•
Power folding door mirrors with indicators - Heated	•	•
Door mirrors - auto dipping (passenger side), auto power-folding, position memory	•	•
Electric sunroof	•	•
Spare alloy wheel	17"	
Privacy glass on rear door, rear quarter and rear wind-screen glass	•	•
Rear spoiler	•	•
Black Side cladding	•	
18" alloy wheels	Machine Finish	
tS exterior badging	•	•
STI branded rear mufflers		•
LIGHTING - INTERIOR		
LED cabin and cargo area lights	•	•
Illuminated ignition ring	Push button	
Map lights (x2)	•	•
Welcome lights (coming home function)	•	•
LIGHTING - EXTERIOR		
LED headlights - dusk sensing	•	•
LED headlights - auto high and low beam with auto off	•	•
Rear bumper reflectors	•	•
LED rear combination lights	•	•
LED front fog lamps	•	•
LED daytime running headlights	•	•
LED steering responsive headlights	•	•
LED rear stoplight	•	•
AIR-CONDITIONING		
Air-conditioning - dual zone climate control with rear vents	•	•
Anti-dust filter	•	•
Front and side demisters	•	•
Rear windscreen demister (electric with timer)	•	•
SECURITY		
Immobiliser security system	•	•

MODEL	WRX 2.4T tS	WRX GT tS
INSTRUMENTATION AND CONTROLS		
Adjustable steering wheel - height and telescopic	•	•
Electroluminescent gauges	•	•
Instrument cluster	•	•
Paddle gear shift on steering column	•	•
Steering wheel controls:	•	•
Audio	•	•
Adaptive cruise control	•	•
Bluetooth®	•	•
EyeSight® Driver Assist system	•	•
MID	•	•
SI-Drive	•	•
Integrated Multi-information Display (MID) featuring:	•	•
Fuel economy and journey information	•	•
Eco-gauge information	•	•
EyeSight®	•	•
Auto Start Stop	•	•
SI-Drive	•	•
Twin trip meter - switchable	•	•
STORAGE		
Cargo luggage hooks	•	•
Centre console box	•	•
Cupholders - rear and centre console	•	•
Door pockets with integrated bottle holder - front and rear	•	•
In-dash console box	•	•
Pull-out cargo area tie-down points	•	•
Rear retractable centre cushion table with cupholders	•	•
Seat back pocket - driver and front passenger side	•	•
Tool kit	•	•
CONVENIENCE		
12v/120W power jacks (x1)	•	•
Boot/tailgate auto unlock on remote central locking keys	•	•
Illuminated sunvisor with vanity mirrors - driver and front passenger	•	•
Intermittent variable speed front windscreen wipers	•	•
Rain sensing front windscreen wipers	•	•
Power steering, mirrors and windows	•	•
Powered tailgate with hands-free badge sensor	•	•
Rear seat centre armrest	•	•
Rear seat centre armrest	•	•
Remote central locking keys (x2)	•	•

MODEL	WRX 2.4T tS	WRX GT tS
SEATING EXTRAS		
60/40 split folding rear seats - sedan 40/20/40 split folding rear seats - wagon	•	•
10-way power seat – driver	•	•
8-way power seat - front passenger	•	•
Heated seats - driver and front passenger	•	•
Heated seats - rear outboard seats	•	•
INTERIOR TRIMS		
Cargo area carpet colour - Black	•	•
Leather steering wheel	with STI badging	with STI badging
Seat trim - Leather ⁹		
Interior Stitching - Red	•	•
Headrest embossing	WRX	STI
STI badging on instrument cluster	•	•
Sports pedals - alloy	•	•
ENTERTAINMENT		
Infotainment system featuring:	•	•
11.6" LCD touchscreen	•	•
AM/FM radio	•	•
Single CD player	•	•
Wireless Apple CarPlay™ and Android Auto™	•	•
MP3/WMA/iPod compatible	•	•
Satellite Navigation system with complimentary 3 year map updates ¹⁰	•	•
Harman Kardon® speakers	•	•
Bluetooth® wireless technology with:	•	•
Handsfree mobile communication	•	•
Audio streaming ¹²	•	•
Siri compatibility	•	•
Voice command recognition	•	•
Auxiliary jack - front centre console	•	•
USB connection - 4	•	•
WARRANTY		
3 year/100,000km warranty	•	•

Subaru of New Zealand reserves the right to change mechanical specification and equipment levels without notice. 1. All performance data measured using 95RON as required by Australian Design Rule 81/02. Vehicles tested in accordance with ADR 81/02. 2. Acceleration test performed under controlled conditions. 3. Fuel consumption figures calculated in accordance with Australian Design Rule 81/02. CO2 emissions are based on NEDC figures. 4. Ground clearance at kerb weight. 5. Vehicle kerb weight and tare mass varies according to the types of equipment included. 6. The Australasian New Car Assessment Program (ANCAP) gives consumers consistent information on the level of occupant protection provided by vehicles in serious front and side crashes. 7. SRS: Supplemental Restraint System. Effective when used in conjunction with seat belts. 8. Bluetooth® is a registered trademark of Bluetooth SIG Inc. System operation ability is subject to Bluetooth® wireless technology specification of individual's phone. 9. Some parts of the seating are not full natural leather. 10. Complimentary Satellite Navigation maps updates are available on Subaru vehicles during scheduled services at an Authorised Subaru Centre up to three times in the first three years of the vehicle's lifecycle. 11. Traffic is not available in all regions. Contact your Authorised Subaru Centre for further details. 12. There may be restrictions on features available for certain models that are not fully compliant with AVCPR.

SUBARU.CO.NZ

©SUBARU OF NEW ZEALAND

All rights reserved.

Subaru reserves the right to vary vehicle specifications and standard features in New Zealand from those detailed in this brochure. Vehicles shown in this brochure may be fitted with accessories or may feature equipment that is not available on New Zealand-spec models. Please check with your local Authorised Subaru Centre. No part of this brochure can be reproduced without written permission from Subaru of New Zealand. Call: 0800 SUBARU (0800 782 278) or visit subaru.co.nz

24SPWRX

